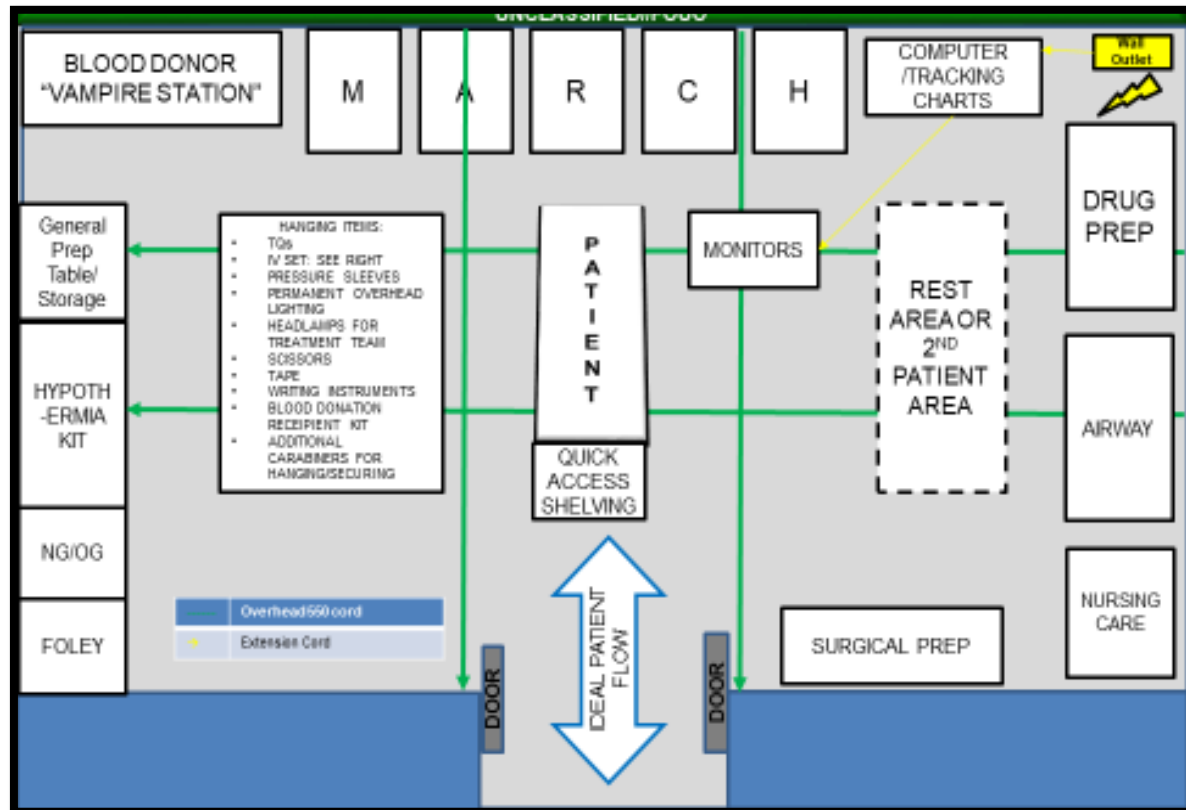


# SFODA INTERNAL CLINIC SETUP

**SUMMARY:** SFOD-A sought to develop a template clinic for a small team to use for future training and operational environments. The Detachment ran 3 x exercises to test the functionality of their clinic setup. After the first test, the 18D, 18Z, a prior 18D and Delta Course instructor, and 18A redesigned the setup with accessibility and ease of transport in mind. The following slides hope to serve as a conversation starter for small units to share best practices regarding TTPs, SOPs and prolonged-field care clinic environments.

**GOAL:** Create a template PFC/SFODA Internal Clinic Setup Example Template. In the same light of GTA 31-03-003, create a doctrinal baseline to aide 18Ds in planning and execution.



*Proposed floorplan for template clinic*

# DOCTRINAL BASELINE BRIEFING SETUP

\*GTA 31-01-003

## DETACHMENT MISSION PLANNING GUIDE

July 2012

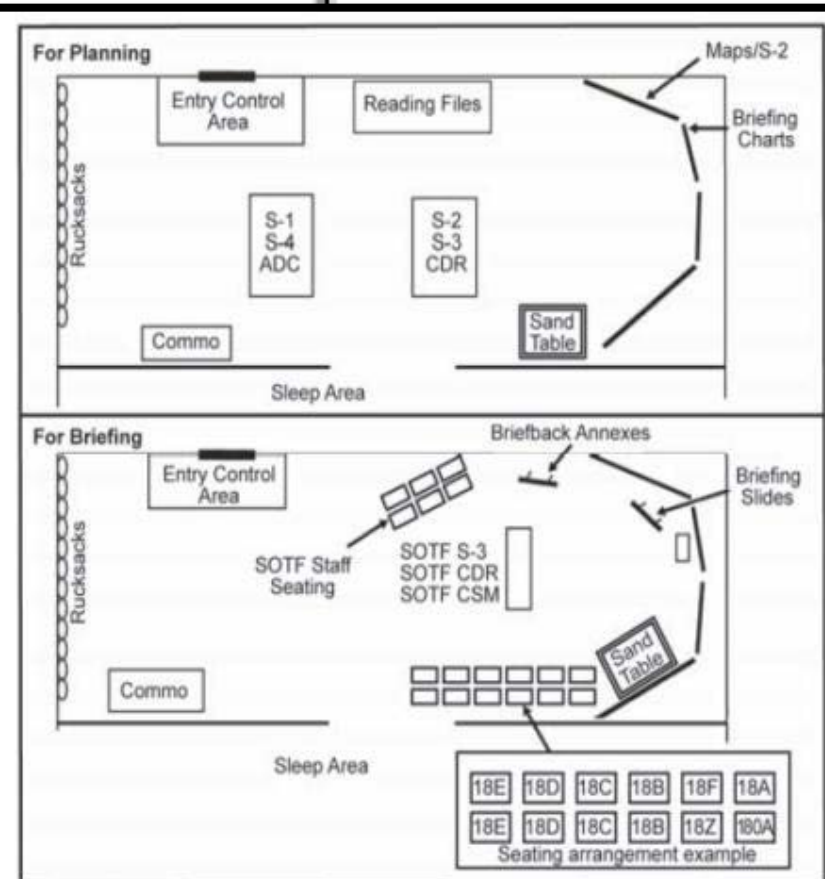


Figure 4-1. Isolation area configuration example

# Where is the 18D Equivalent?

## DOCTRINE

STP 31-18D34-SM-TG

### Soldier's Manual/Trainer's Guide MOS 18D Special Forces Medical Sergeant Skill Levels 3 and 4

OCTOBER 2003

**DISTRIBUTION RESTRICTION:** Distribution authorized to U.S. Government agencies and their contractors only to protect technical or operational information from automatic dissemination under the International Exchange Program or by other means. This determination was made on 31 July 2003. Other requests for this document must be referred to Commander, United States Army John F. Kennedy Special Warfare Center and School, ATTN: AOJK-DT-SFI, Fort Bragg, North Carolina 28310-5000.

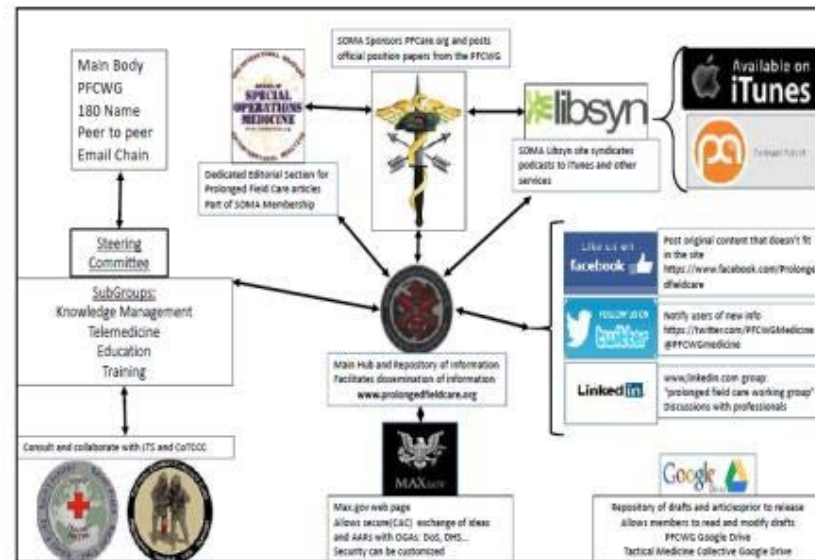
**DESTRUCTION NOTICE:** Destroy by any method that must prevent disclosure of contents or reconstruction of the document.

**HEADQUARTERS  
DEPARTMENT OF THE ARMY**

18D Mission  
Planning  
Guide?

Detachment  
Medical  
Clinic?

## LESSONS LEARNED/PFC ORGS



**Plethora of resources provided by doctrine/USASOC/outside orgs for tasks/charts/training, no clinic model currently available. Hospital trauma bay design assumptions do not meet SOF team specific considerations.**

# Close Doctrinal Example

STP 31-18D34-SM-TG

## Supervise UW Aid Station Operations

081-833-4663

**Conditions:** An aid station has been established in the unconventional warfare (UW) operational area and is prepared to receive patients.

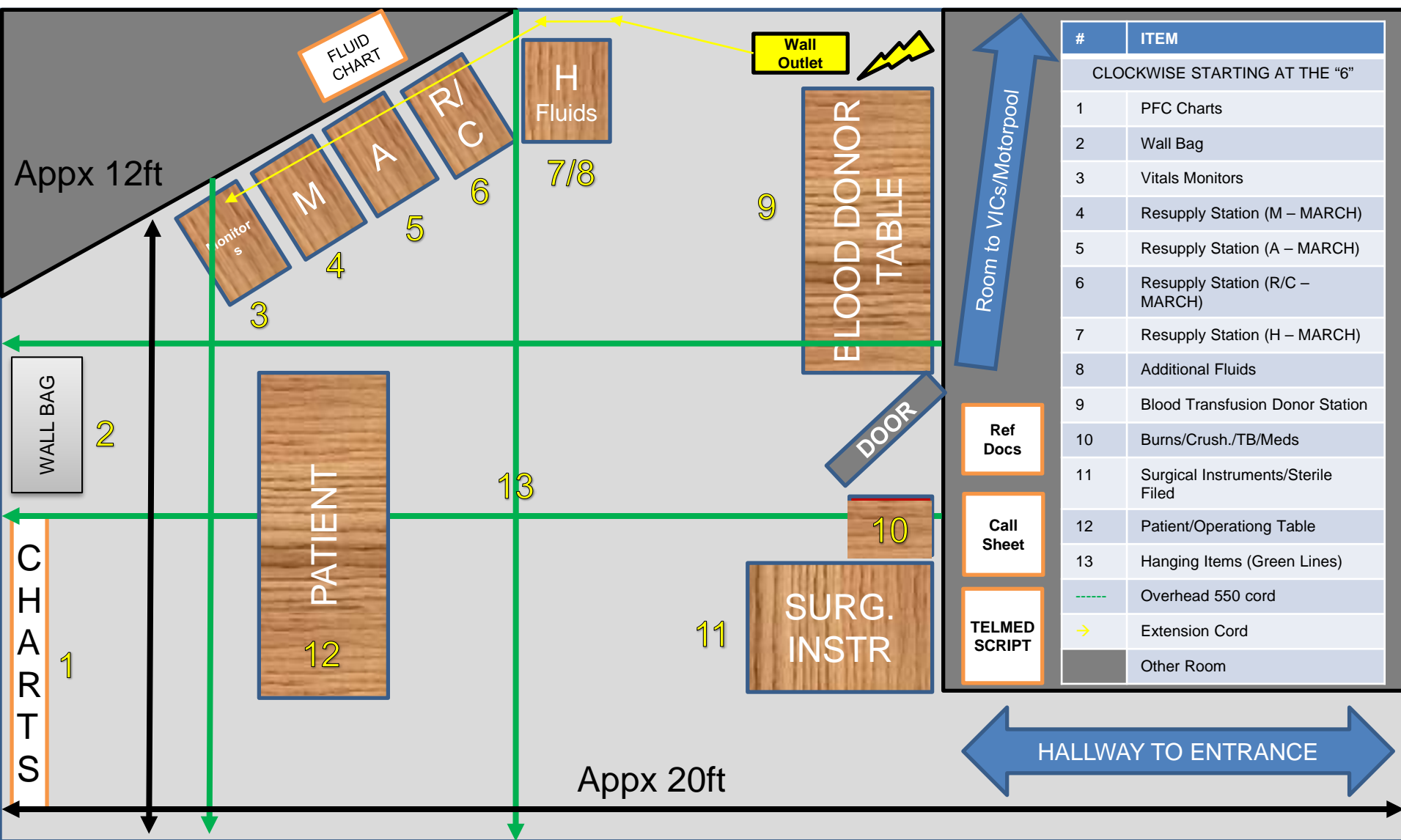
**Standards:** Perform inspections to ensure that each section is prepared with the proper materials to conduct patient care.

### Performance Steps

NOTE: The organization and management of a UW aid station is extremely variable. This task reflects steps that should be covered if personnel and equipment are available. In a more developed UW environment, some of these elements would be moved to the guerrilla hospital.

1. Ensure the records section is prepared to receive patients.
  - a. Personnel medical records are kept on field files.
  - b. Maintain two field desks for sick slips, medical forms, medical logs, laboratory slips, and X ray slips.

# EXAMPLE FLOOR PLAN DURING A JCET



#	ITEM
CLOCKWISE STARTING AT THE "6"	
1	PFC Charts
2	Wall Bag
3	Vitals Monitors
4	Resupply Station (M – MARCH)
5	Resupply Station (A – MARCH)
6	Resupply Station (R/C – MARCH)
7	Resupply Station (H – MARCH)
8	Additional Fluids
9	Blood Transfusion Donor Station
10	Burns/Crush./TB/Meds
11	Surgical Instruments/Sterile Filed
12	Patient/Operating Table
13	Hanging Items (Green Lines)
---	Overhead 550 cord
→	Extension Cord
	Other Room

Ref Docs

Call Sheet

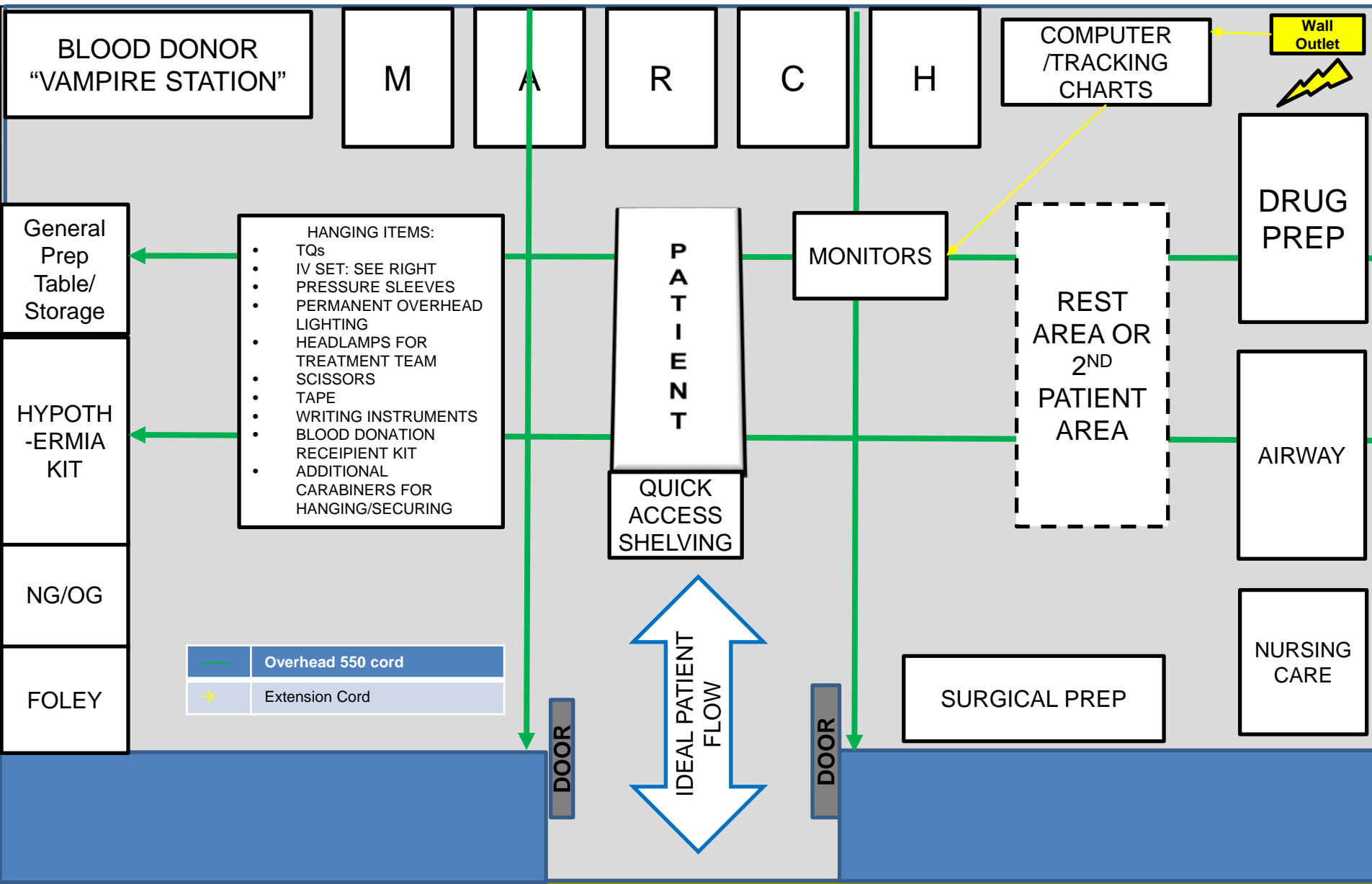
TELME  
SCRIPT

HALLWAY TO ENTRANCE

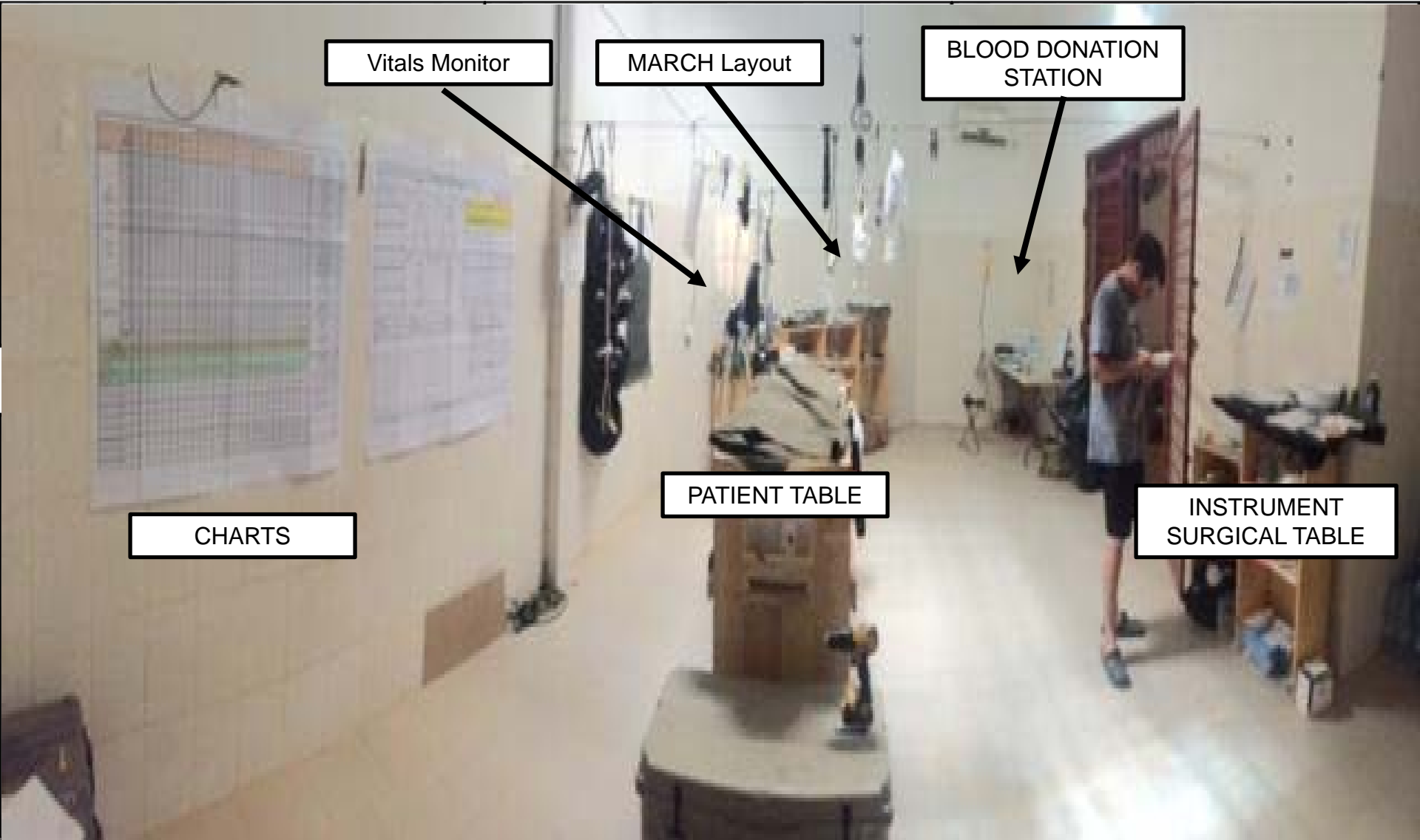
Room to VICs/Motorpool

Additional items to consider in notes

# GENERIC FLOORPLAN



# CLINIC SETUP



Vitals Monitor

MARCH Layout

BLOOD DONATION STATION


CHARTS

PATIENT TABLE

INSTRUMENT SURGICAL TABLE

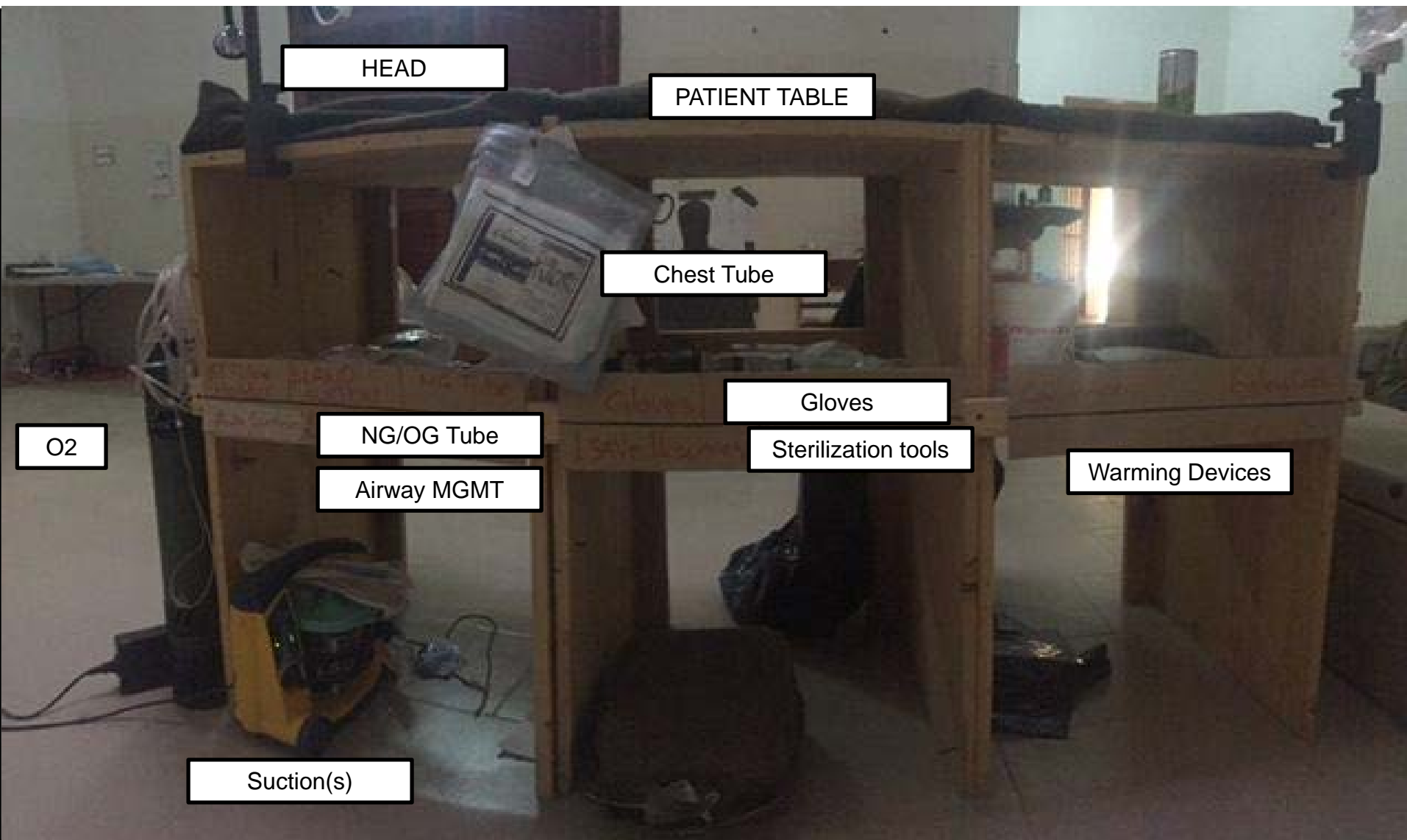
**PANORAMIC OVERVIEW**

# Patient Table: View 1





# Patient Table: View 2



# Patient Overhead

## HANGING ITEMS:

- TQs
- IV SET: SEE RIGHT
- PRESSURE SLEEVES
- PERMANENT OVERHEAD LIGHTING
- HEADLAMPS FOR TREATMENT TEAM
- SCISSORS
- TAPE
- WRITING INSTRUMENTS
- BLOOD DONATION RECIPIENT KIT
- ADDITIONAL CARABINERS FOR HANGING/SECURING



HANGING/ IV SET:  
GLOVES  
FLUID  
TUBING  
NEEDLES  
TEGODERM  
STARTER KIT



***The key takeaway for the hanging items is ease of access to commonly required material in immediate treatment situations. Critical items are always within reach, but not in the way.***

# MARCH Setup



Monitor Station

Fluid Tracker

EKG/Pulse OX

CO2/TEMP

MARCH SETUP

IV KITS

DEFIB PADS


M

A

R/C

SAVE VENT

# MARCH Setup

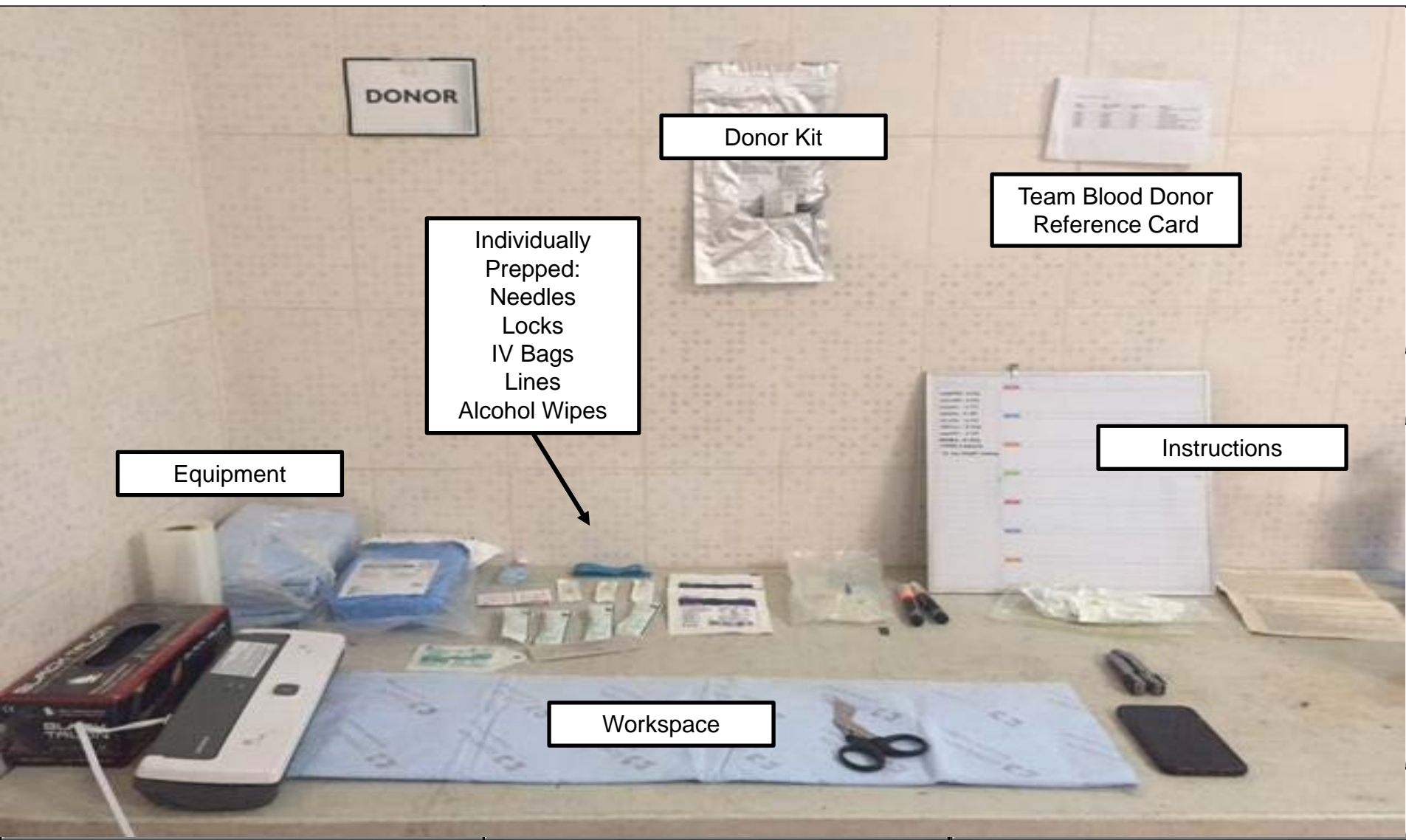


M

A

R/C

# Blood Donor Table “Zombie Station”



DONOR

Donor Kit

Team Blood Donor  
Reference Card

Individually  
Prepped:  
Needles  
Locks  
IV Bags  
Lines  
Alcohol Wipes

Equipment

Instructions

Workspace

# Burn/TBI/Surgical Prep Station


Burn References

Portable Trackers


TELEMED  
Instructions  
& POCs

Surgical Prep Station

Burn/TBI/Meds



# Burn/TBI/Surgical Station



Surgical Prep

Solutions

Burn/TBI TXs